

2024 PIT COUNT

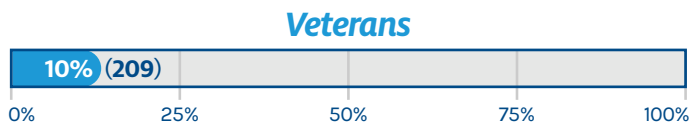
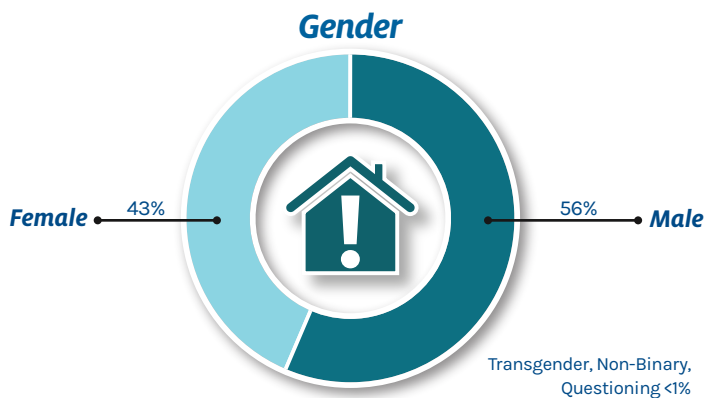
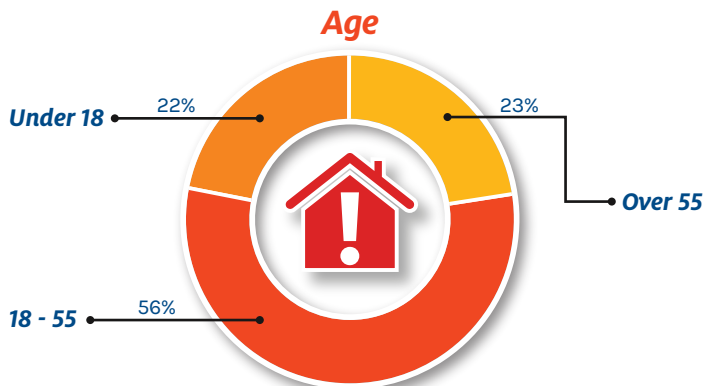
POINT-IN-TIME HOMELESSNESS COUNT

IDAHO STATEWIDE

2,750

The Point-in-Time (PIT) count takes a snapshot of the number of those experiencing homelessness in sheltered and unsheltered environments. This annual count occurs on one night in January and can fluctuate from year to year based on several factors, including count locations, weather, and the number of volunteers surveying. Data gathered from the PIT count is best used to identify trends over time.

Characteristics of Homelessness



Household Types



LIVING SITUATION

1,376
Sheltered

345
Transitional Housing

1,031
Emergency Shelter

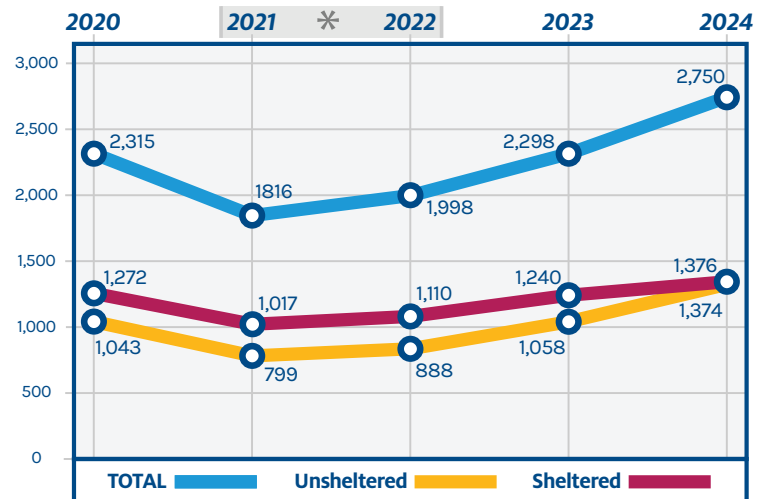
1,374
Unsheltered

629
Vehicles

566
Non-Housing

179
Outside

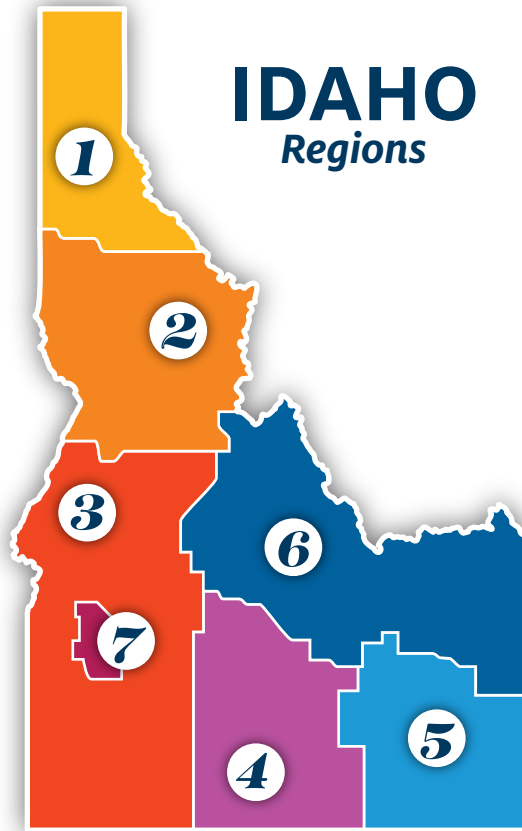
5-Year Trend



* Due to the Covid-19 pandemic there are parts of the state where the count was not performed or was limited in scope.

Idaho's 20th annual Point-in-Time (PIT) count was conducted the night of January 24, 2024. The PIT counts for regions 1-6 (all counties except Ada) were conducted by Balance of State Continuum of Care (CoC) and coordinated by Idaho Housing and Finance Association (IHFA). The PIT count for region 7 was conducted by Boise City/Ada County CoC, Our Path Home, and coordinated by the City of Boise. HUD's definition of homelessness for the PIT count does not include persons who may be staying with friends or relatives, in a hotel/motel, in a treatment facility, in jail or permanent housing projects for formerly homeless persons. To learn more about how PIT information is collected, visit idahohousing.com/hmis/.

TOTAL HOMELESS BY REGION



POINT-IN-TIME COUNT

- ▶ While the Point-in-Time count represents a one-day snapshot of homelessness in the state and its regions, it is not indicative of the true number of homeless persons and families in the state over a given year.
- ▶ There is variation in count methodology year-to-year within communities. Unsheltered counts have more limitations than sheltered counts.
- ▶ Despite these limitations, the annual Point-in-Time count is a snapshot of those experiencing homelessness in the state and is used to identify trends over time.

REGION	COUNTY	UNSHELTERED	SHELTERED	TOTAL
1	Kootenai, Bonner, Boundary, Shoshone, Benewah	40	53	93
2	Latah, Clearwater, Nez Perce, Lewis, Idaho	136	48	184
3	Adams, Washington, Payette, Canyon, Elmore, Gem, Owyhee, Valley, Boise	937	136	1073
4	Camas, Blaine, Gooding, Lincoln, Jerome, Twin Falls, Cassia, Minidoka	36	354	390
5	Bingham, Power, Oneida, Bannock, Caribou, Bear Lake, Franklin	84	43	127
6	Lemhi, Custer, Butte, Clark, Fremont, Madison, Teton, Bonneville, Jefferson	24	70	94
7	Ada	117	672	789
TOTAL		1,374	1,376	2,750

Idaho's 20th annual Point-in-Time (PIT) count was conducted the night of January 24, 2024. The PIT counts for regions 1-6 were conducted by Balance of State Continuum of Care (CoC) and coordinated by Idaho Housing and Finance Association (IHFA). The PIT count for region 7 was conducted and coordinated by Boise City Ada County CoC.